

Response Statistics

227

Survey Visits

108

Total Responses

99

Completed Responses

9

Partial Responses

0

Disqualified Responses

0

Over Quota Responses

Ashford Hill with Headley Parish Council has approved planning permission for the new **Multi-Use Games Area (MUGA)** at the Headley Recreational Area for community use. The facility aims to provide a safe, recreational space for residents of all ages, abilities, and interests.

One of the benefits of a MUGA is that it can be used for different sports and activities. We want to hear what members of the local community require from the facility, to help us finalise our design and ensure it provides the best facilities possible for all of us.

This survey will take 5 minutes to complete, and your feedback will be used to inform the development of the MUGA. Please complete this survey on behalf of you and your household.

Please complete this survey by the 15th of December 2025.

Thank you

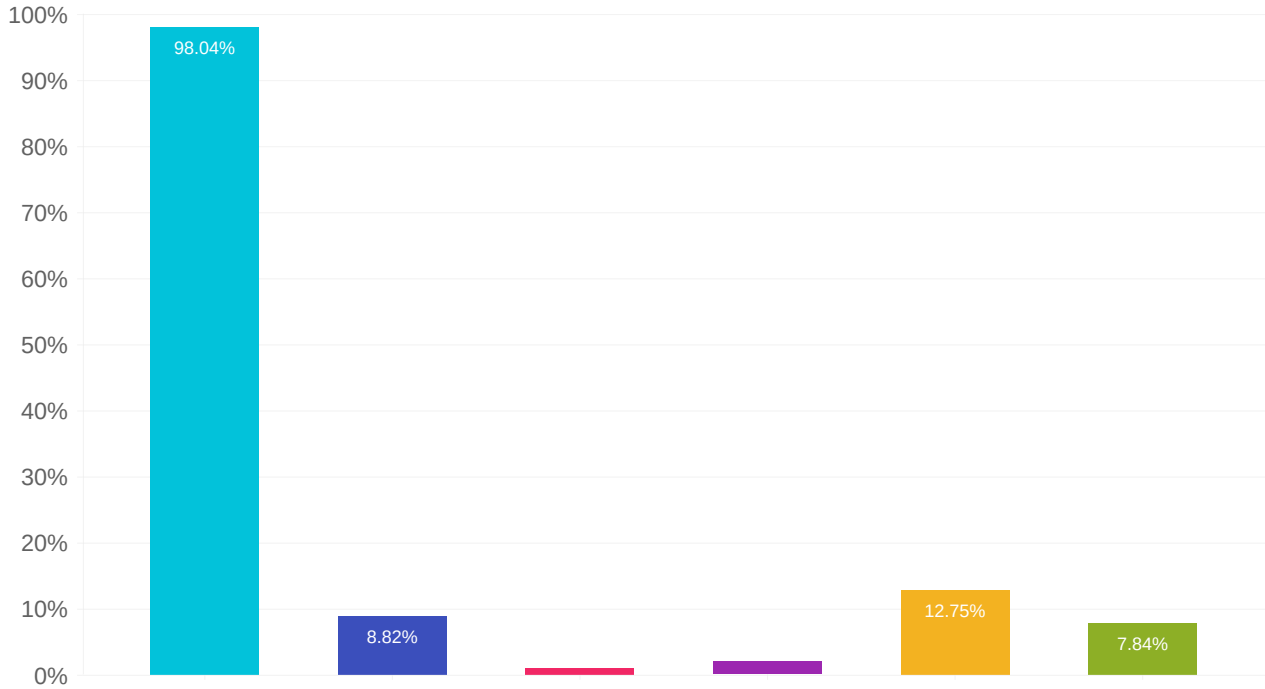
This survey is run by independent researchers Social Engine on behalf of Ashford Hill with Headley Parish Council. To learn how your data is used or to opt out at anytime, click here: social-engine.co.uk/privacy-policy

No Responses

Q1

What is your connection to Headley or Ashford Hill? [tick all that apply]

Answered: 102 Skipped: 6



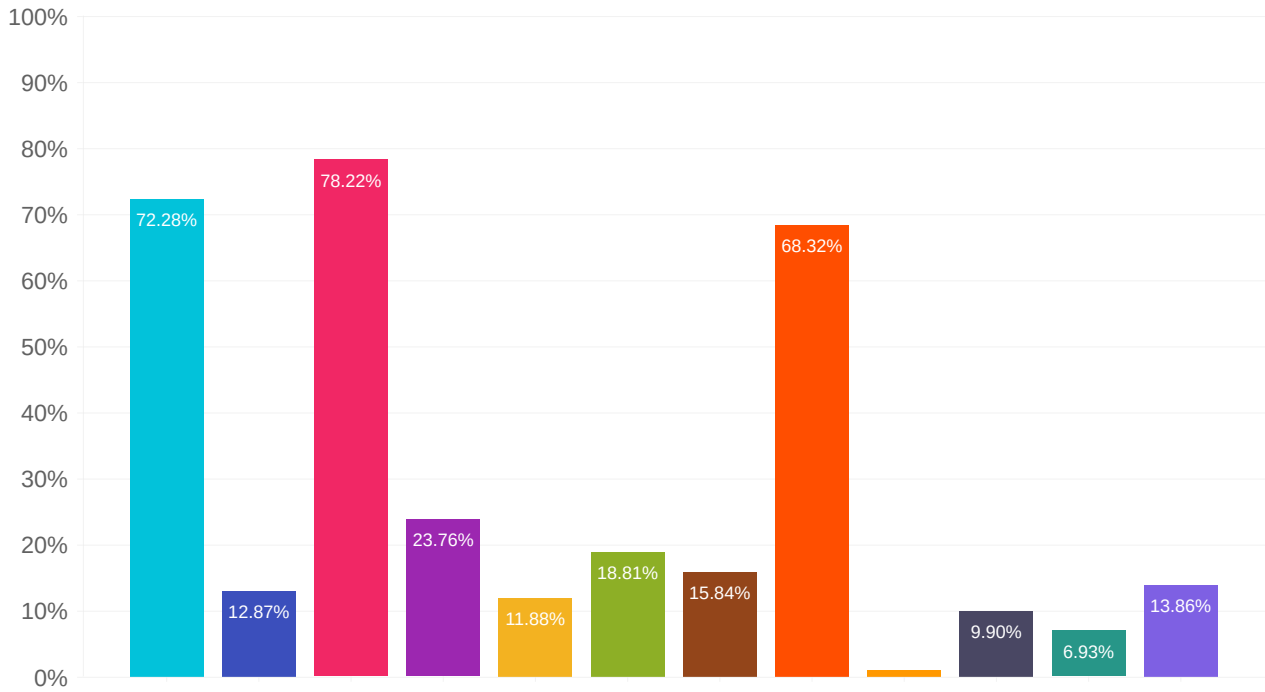
- Live
- Work
- Study
- Have another connection
- Family lives here
- Friends live here

Choices	Response percent	Response count
Live	98.04%	100
Work	8.82%	9
Study	0.98%	1
Have another connection	1.96%	2
Family lives here	12.75%	13
Friends live here	7.84%	8

Q2

What do you particularly like about the area? [tick all that apply]

Answered: 101 Skipped: 7



- Friendliness
- Diversity of people
- Location
- Shops
- Schools
- Parks & leisure facilities
- Transport links
- Feels safe
- Job opportunities
- Health provision
- Facilities for children
- Other (Please specify)

Choices	Response percent	Response count
Friendliness	72.28%	73
Diversity of people	12.87%	13
Location	78.22%	79
Shops	23.76%	24
Schools	11.88%	12
Parks & leisure facilities	18.81%	19
Transport links	15.84%	16
Feels safe	68.32%	69
Job opportunities	0.99%	1
Health provision	9.90%	10
Facilities for children	6.93%	7
Other (Please specify)	13.86%	14

Q3

How many people in your household/family might be interested in using the MUGA (including you, spouse, children, etc.), and what are their ages?

Please tell us how many people in each age band might be interested.

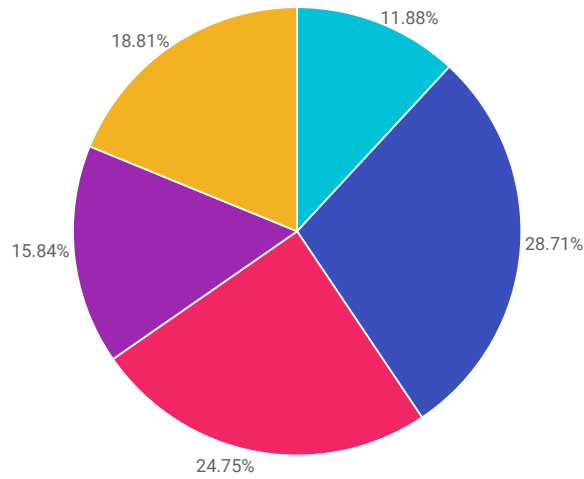
Answered: 91 Skipped: 17

Field label	Response percent	Response count
Under 16	61.54%	56 Responses
16-24	31.87%	29 Responses
25-34	25.27%	23 Responses
35-44	43.96%	40 Responses
45-54	40.66%	37 Responses
55-64	32.97%	30 Responses
65-74	27.47%	25 Responses
75+	14.29%	13 Responses

Q4

How much regular, moderate-intensity exercise (lasting at least ten minutes) do you do each week? For example, activities that increase your heart rate and cause sweating—such as cycling, brisk walking, fitness workouts, or sports.

Answered: 101 Skipped: 7



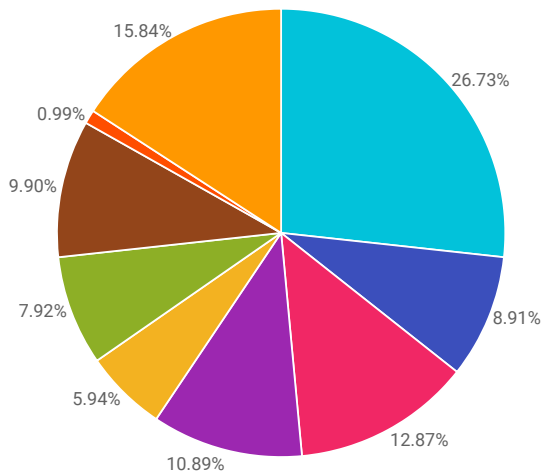
- Less than an hour
- 1 to 2 hours
- 3 to 4 hours
- 5 to 6 hours
- 7 hours or more

Choices	Response percent	Response count
Less than an hour	11.88%	12
1 to 2 hours	28.71%	29
3 to 4 hours	24.75%	25
5 to 6 hours	15.84%	16
7 hours or more	18.81%	19

Q5

What is your main source of moderately intensive physical activity each week?

Answered: 101 Skipped: 7



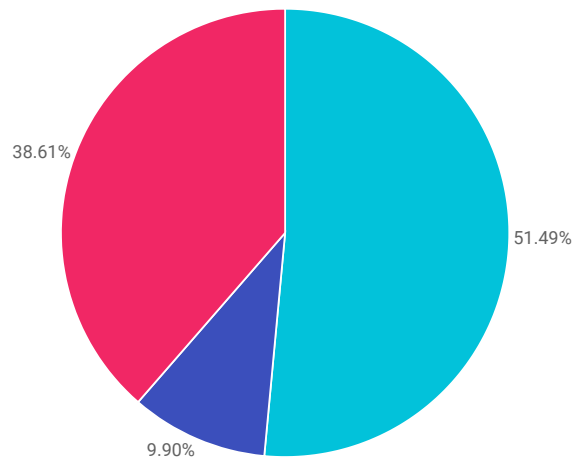
- Brisk walking
- Running or jogging
- Gym workouts
- Fitness class
- Team sports
- Cycling
- Home workouts
- None
- Other (Please specify)

Choices	Response percent	Response count
Brisk walking	26.73%	27
Running or jogging	8.91%	9
Gym workouts	12.87%	13
Fitness class	10.89%	11
Team sports	5.94%	6
Cycling	7.92%	8
Home workouts	9.90%	10
None	0.99%	1
Other (Please specify)	15.84%	16

Q6

Are you currently a member of a fitness club, organisation or class?

Answered: 101 Skipped: 7



● No

● No, but would like to be

● Yes (please provide the name of the club, organisation or class)

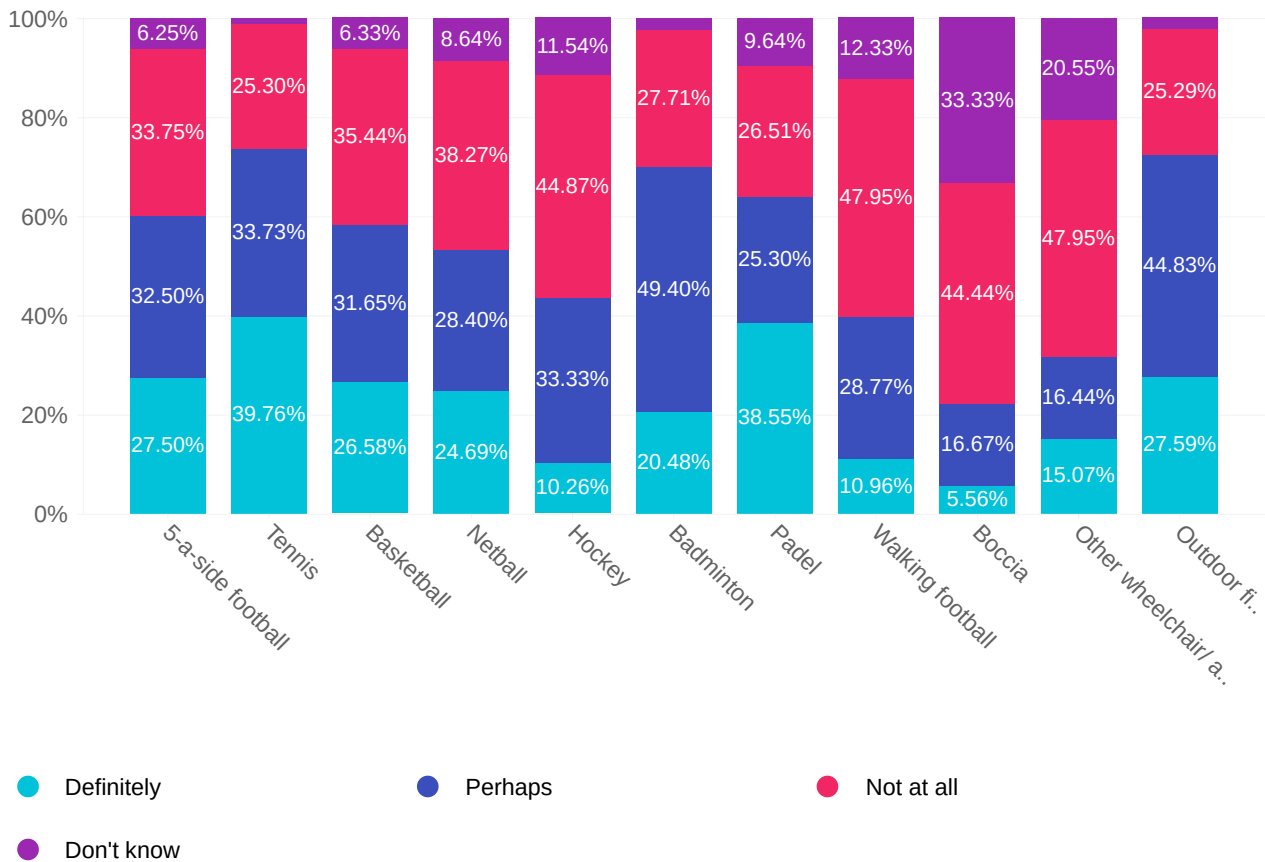
Choices	Response percent	Response count
No	51.49%	52
No, but would like to be	9.90%	10
Yes (please provide the name of the club, organisation or class)	38.61%	39

The MUGA could include facilities for 5-a-side football, tennis and basketball as well as other sports and activities. We would like to know what other sports you and/or your household are interested in playing and how often, so we can best cater to the community's needs.

Q7

Which of the following sports would you like to be available at the MUGA?

Answered: 93 Skipped: 15



Row	Definitely	Perhaps	Not at all	Don't know	Response count
5-a-side football	27.50% (22)	32.50% (26)	33.75% (27)	6.25% (5)	80
Tennis	39.76% (33)	33.73% (28)	25.30% (21)	1.20% (1)	83
Basketball	26.58% (21)	31.65% (25)	35.44% (28)	6.33% (5)	79
Netball	24.69% (20)	28.40% (23)	38.27% (31)	8.64% (7)	81
Hockey	10.26% (8)	33.33% (26)	44.87% (35)	11.54% (9)	78
Badminton	20.48% (17)	49.40% (41)	27.71% (23)	2.41% (2)	83
Padel	38.55% (32)	25.30% (21)	26.51% (22)	9.64% (8)	83
Walking football	10.96% (8)	28.77% (21)	47.95% (35)	12.33% (9)	73
Boccia	5.56% (4)	16.67% (12)	44.44% (32)	33.33% (24)	72
Other wheelchair/ accessible sports	15.07% (11)	16.44% (12)	47.95% (35)	20.55% (15)	73
Outdoor fitness classes	27.59% (24)	44.83% (39)	25.29% (22)	2.30% (2)	87

Q8

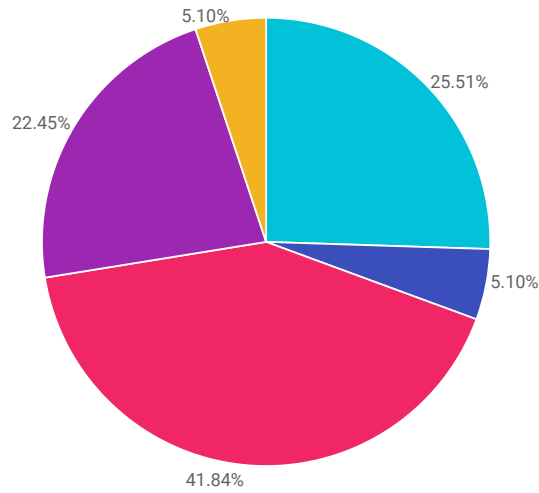
Other suggestions:

Answered: 18 Skipped: 90

Q9

What sort of activities would you be interested in?

Answered: 98 Skipped: 10



● Casual use (booking a free session or just turning up and playing)

● Joining/ being part of a club or team/ social sport

● Both

● None/not interested

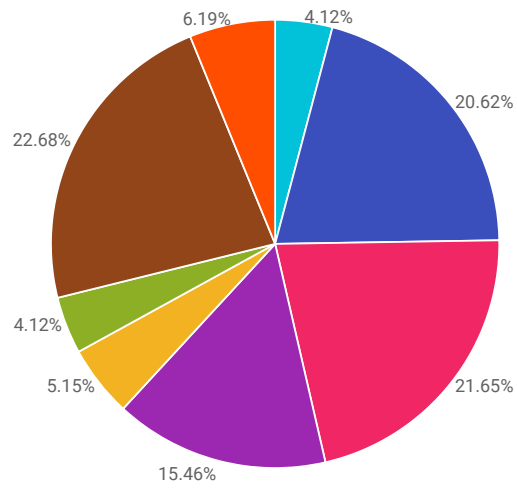
● Don't know

Choices	Response percent	Response count
Casual use (booking a free session or just turning up and playing)	25.51%	25
Joining/ being part of a club or team/ social sport	5.10%	5
Both	41.84%	41
None/not interested	22.45%	22
Don't know	5.10%	5

Q10

How often do you think you would use the MUGA?

Answered: 97 Skipped: 11



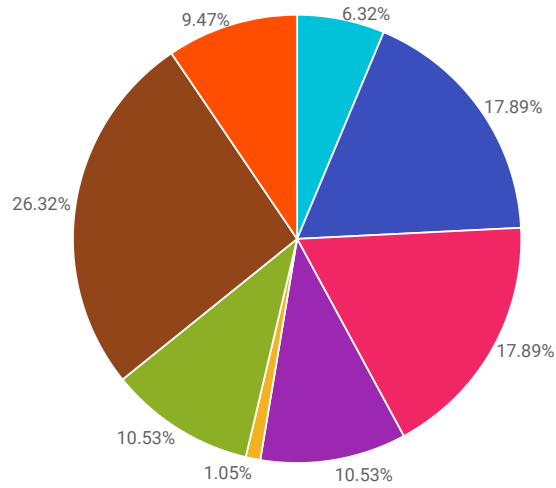
- Daily
- A few times a week
- Once a week
- Every few weeks
- Once a month
- Occasionally
- Not at all
- Not sure

Choices	Response percent	Response count
Daily	4.12%	4
A few times a week	20.62%	20
Once a week	21.65%	21
Every few weeks	15.46%	15
Once a month	5.15%	5
Occasionally	4.12%	4
Not at all	22.68%	22
Not sure	6.19%	6

Q11

How often would your children/ family use the MUGA?

Answered: 95 Skipped: 13



- Daily
- A few times a week
- Once a week
- Every few weeks
- Once a month
- Occasionally
- Not at all
- Not sure

Choices	Response percent	Response count
Daily	6.32%	6
A few times a week	17.89%	17
Once a week	17.89%	17
Every few weeks	10.53%	10
Once a month	1.05%	1
Occasionally	10.53%	10
Not at all	26.32%	25
Not sure	9.47%	9

Q12

Do you have any other comments or ideas about how you think the MUGA should be used?

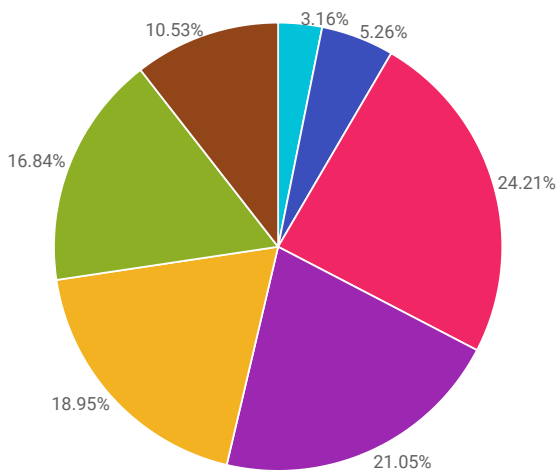
Answered: 30 Skipped: 78

We want to understand how different groups might use the MUGA and make it accessible to everyone who wants to use it. To do that, we need to learn a bit more about you.

Q13

What is your age?

Answered: 95 Skipped: 13



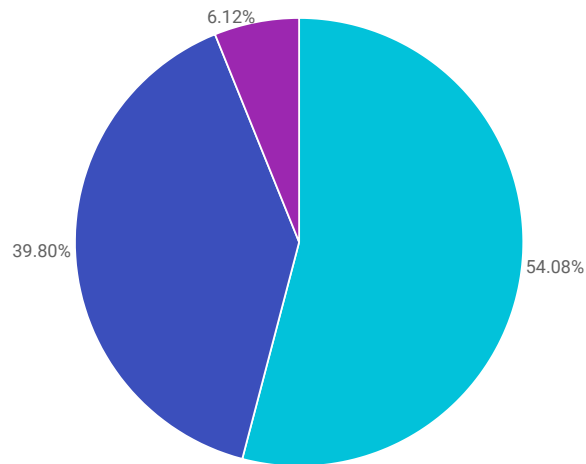
- 16-24
- 25-34
- 35-44
- 45-54
- 55-64
- 65-74
- 75+

Choices	Response percent	Response count
16-24	3.16%	3
25-34	5.26%	5
35-44	24.21%	23
45-54	21.05%	20
55-64	18.95%	18
65-74	16.84%	16
75+	10.53%	10

Q14

How do you describe your gender?

Answered: 98 Skipped: 10



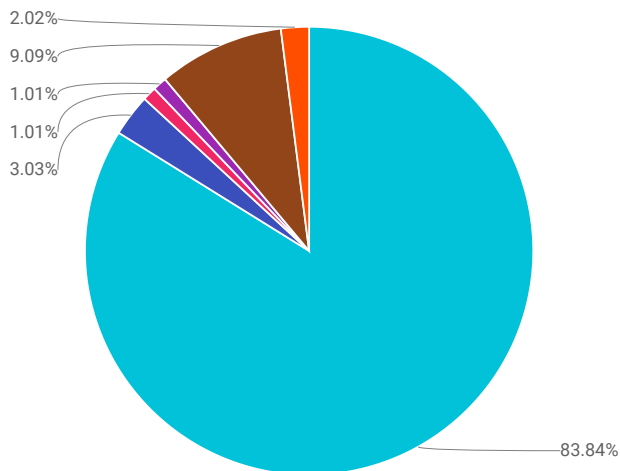
- Woman
- Man
- Non-binary
- Prefer not to say
- I use a different term

Choices	Response percent	Response count
Woman	54.08%	53
Man	39.80%	39
Non-binary	0.00%	0
Prefer not to say	6.12%	6
I use a different term No Responses	0.00%	0

Q15

How do you describe your ethnicity?

Answered: 99 Skipped: 9



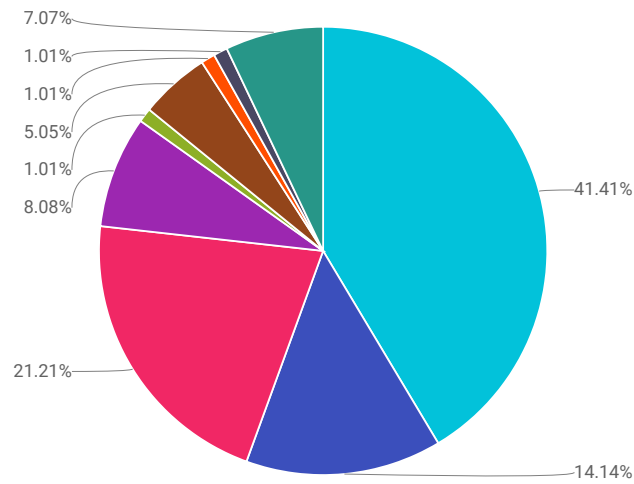
- White British
- White Other
- Mixed/multiple ethnic background
- Asian / Asian British
- Black British
- Any other ethnic group
- Prefer not to say
- Other (Please specify)

Choices	Response percent	Response count
White British	83.84%	83
White Other	3.03%	3
Mixed/multiple ethnic background	1.01%	1
Asian / Asian British	1.01%	1
Black British	0.00%	0
Any other ethnic group	0.00%	0
Prefer not to say	9.09%	9
Other (Please specify)	2.02%	2

Q16

Which of these best describes what you're doing at present?

Answered: 99 Skipped: 9



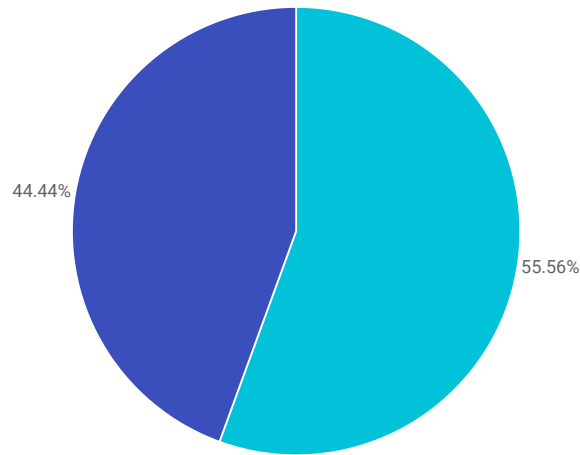
- Full Time work
- Part Time work
- Retired
- Self-employed
- Zero hours contract
- Full Time Student
- Looking after children/caring responsibilities
- Looking for work
- Unable to work
- Doing something else
- Prefer not to say

Choices	Response percent	Response count
Full Time work	41.41%	41
Part Time work	14.14%	14
Retired	21.21%	21
Self-employed	8.08%	8
Zero hours contract	0.00%	0
Full Time Student	1.01%	1
Looking after children/caring responsibilities	5.05%	5
Looking for work	1.01%	1
Unable to work	0.00%	0
Doing something else	1.01%	1
Prefer not to say	7.07%	7

Q17

Would you like to be kept informed about the facilities/ activities which are available at the MUGA?

Answered: 99 Skipped: 9



● Yes

● No

Choices	Response percent	Response count
Yes	55.56%	55
No	44.44%	44

Q18

If Yes, please provide contact details:

Your details will be shared with Ashford Hill with Headley Parish Council for the purpose of keeping you informed.

Answered: 54 Skipped: 54

Field label	Response percent	Response count
Name	100.00%	54 Responses
Phone number	75.93%	41 Responses
Email address	100.00%	54 Responses